





SUBMITTAL DATA

LIV09HP115V1R32AH / LIV09HP115V1R32AO
9000 BTU/H Wall Mounted Heat Pump System

Job Name	Location	Date
Purchaser	Engineer	
Submitted to	For	
Unit Designation	Schedule No.	

			
YBE1FB1F	LIV09HP115V1R32AH	LIV09HP115V1R32AO	XE71 (Optional)

GENERAL FEATURES

- AHRI Certificate: [214779525](#)
- New R32 Refrigerant
- High Efficiency DC Inverter Technology
- Compact and Quiet Design
- Wireless Remote with LCD Display
- Wired Controller Options
- Composite Drain Pan
- Wi-Fi Included
- Low Ambient Cooling down to 0°F (Range 0°F to 118°F)
- Low Ambient Heating down to -13°F (Range -13°F to 75°F)
- Coil (Indoor and Outdoor) Copper Tube / Aluminum Fin
- Blue Colored Fin - 500 Hrs Salt Spray Tested

SPECIFICATIONS, FEATURES & FUNCTION SUMMARY

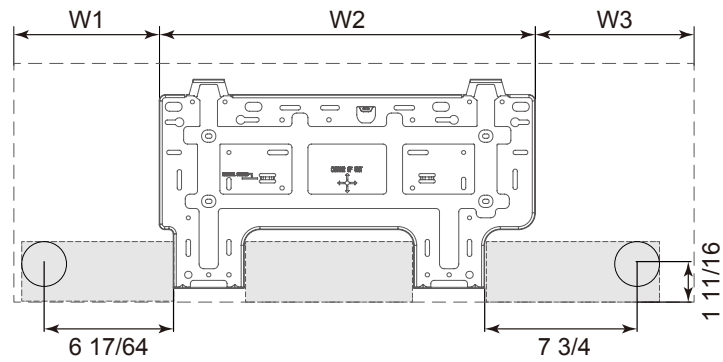
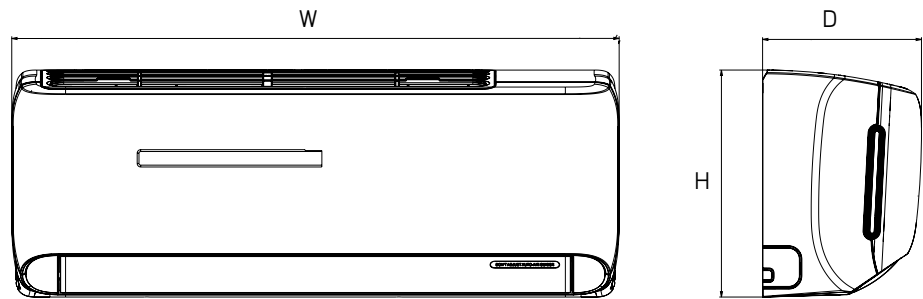
SYSTEM TYPE			HEAT PUMP		FEATURES & FUNCTIONS SUMMARY	
Outdoor Model			LIV09HP115V1R32AO		Inverter Type	
Indoor Model			LIV09HP115V1R32AH		G20	
SYSTEM PERFORMANCE						
Cooling Capacity	Min - Max	Btu/h	2,700 - 11,600			
	Rated Capacity @95°F	Btu/h	9,100			
Heating Capacity	Min - Max	Btu/h	2,400 - 13,300			
	Rated Capacity @47°F	Btu/h	10,000			
	Rated Capacity @17°F	Btu/h	8,100			
	Rated Capacity @5°F	Btu/h	7,600			
SEER2			20.5			
EER2			11.9			
HSPF2			8.8			
COP @5°F			1.86			
Cooling Temperature Range		°F	0 - 118			
Heating Temperature Range		°F	-13 - 75			
Refrigerant Type			R32			
INDOOR UNIT			LIV09HP115V1R32AH			
Air flow (Min - Max)		CFM	159 - 353			
Sound Pressure Level (Min - Max)		dB(A)	24 - 43			
Dehumidification		pt/hr	1.69			
External Dimensions (W x H x D)		in	32-7/8 x 10-53/64 x 7-7/8			
Package Dimension (W x H x D)		in	35-15/64 x 13-37/64 x 10-43/64			
Net Weight		lbs	19.8			
Gross Weight		lbs	24.3			
OUTDOOR UNIT			LIV09HP115V1R32AO			
Compressor Type			GREE G20 / SINGLE CYLINDER / 1 - STAGE INVERTER			
Sound Pressure Level		dB(A)	51			
External Dimensions (W x H x D)		in	28-13/16 x 21-7/8 x 12-63/64			
Package Dimension (W x H x D)		in	31-17/64 x 24-7/32 x 14-51/64			
Net Weight		lbs	55.1			
Gross Weight		lbs	60.6			
REFRIGERANT PIPING						
Refrigerant Charge - R32		oz	18.7			
Additional Charge		oz/ft	0.2			
Line Set Size (Liquid - Gas) - Flared Connections		in	1/4 - 3/8			
Pre-Charge Length		ft	25			
Pipe Length (Min - Max)		ft	10 - 66			
Max. Pipe Elevation		ft	40			
ELECTRICAL						
Power Supply			115V / 1Ph / 60Hz (Powered by the Outdoor Unit)			
Voltage Range (Min - Max)		VAC	103 - 126			
Rated Current - Cooling		A	12.5			
Rated Current - Heating		A	15.4			
MOCP		A	20			
MCA		A	19			
Main Power Wire Size		AWG	Per Local Code			
Interconnecting Wire Size		AWG	14 / 4			
Ultra Low Frequency Torque Control					Yes	
Power Factor Correction					Yes	
Basepan With Electric Heater					Yes	
Compressor With Electric Heater					Yes	
Outdoor Fin Coating (Color:Blue)					Acrylic-Resin/Anti-Corrosive	
Intelligent Defrosting					Yes	
Force Defrosting					Yes	
Intelligent Preheating					Yes	
Low Voltage Startup					Yes	
Memory/Power Failure Recovery					Yes	
Self Diagnosis					Yes	
Wired Controller Interface					Yes	
WiFi Included					Yes	
Indoor Fan Type					Crossflow	
Multi Fan Speeds					6 Speeds	
Indoor Unit Display					Yes	
Auxiliary Electrical Heater					No	
Ventilation (Outdoor Air)					No	
REMOTE CONTROLLER FUNCTIONS						
Auto Mode					Yes	
Auto Fan					Yes	
Auto Swing (Horizontal Auto Swing)					Yes	
Auto Swing (Vertical Auto Swing)					Yes	
Clock on Remote Controller					Yes	
Dry Mode					Yes	
Dry Anti-Mildew (X-Fan) Mode					Yes	
Energy Saving Mode					Yes	
Dirty Filter Alert					No	
I Feel Function					Yes	
Lock on Remote Controller					Yes	
Quiet Mode					Yes	
Room Temperature Display					Yes	
Sleep Mode					Yes	
Timer Mode					Yes	
Turbo Mode					Yes	
Display On/Off Control					Yes	
Freeze Guard Mode (46°F)					Yes	
Display On/Off Control					Yes	

DIMENSIONS

INDOOR UNIT

Unit: inch

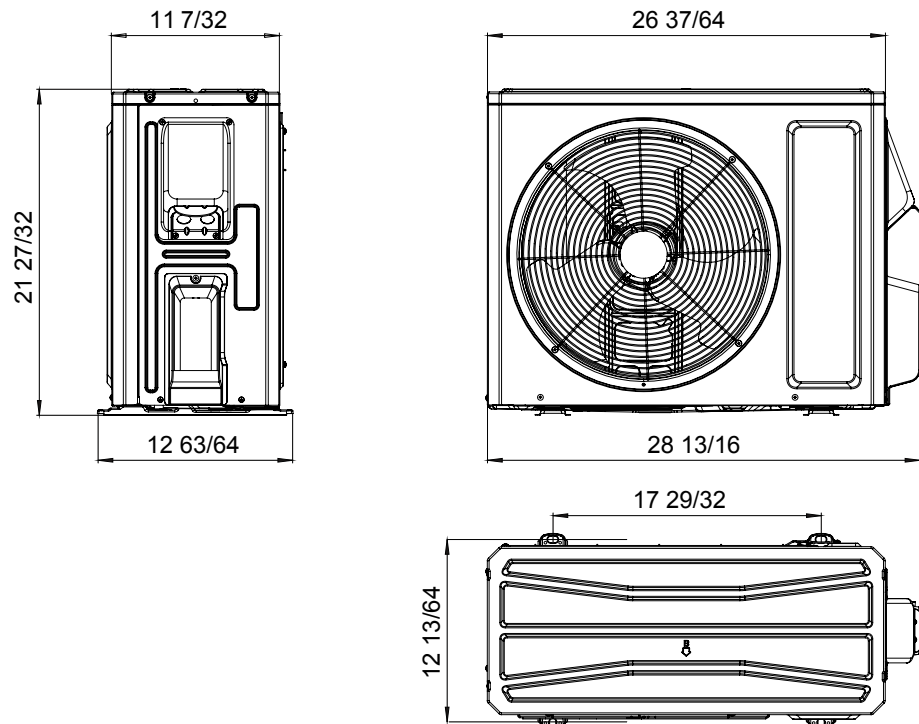
LIV09HP115V1R32AH	
DIMENSIONS	
W	32 7/8
H	10 53/64
D	7 7/8
W1	7 1/64
W2	18 3/16
W3	7 43/64



OUTDOOR UNIT

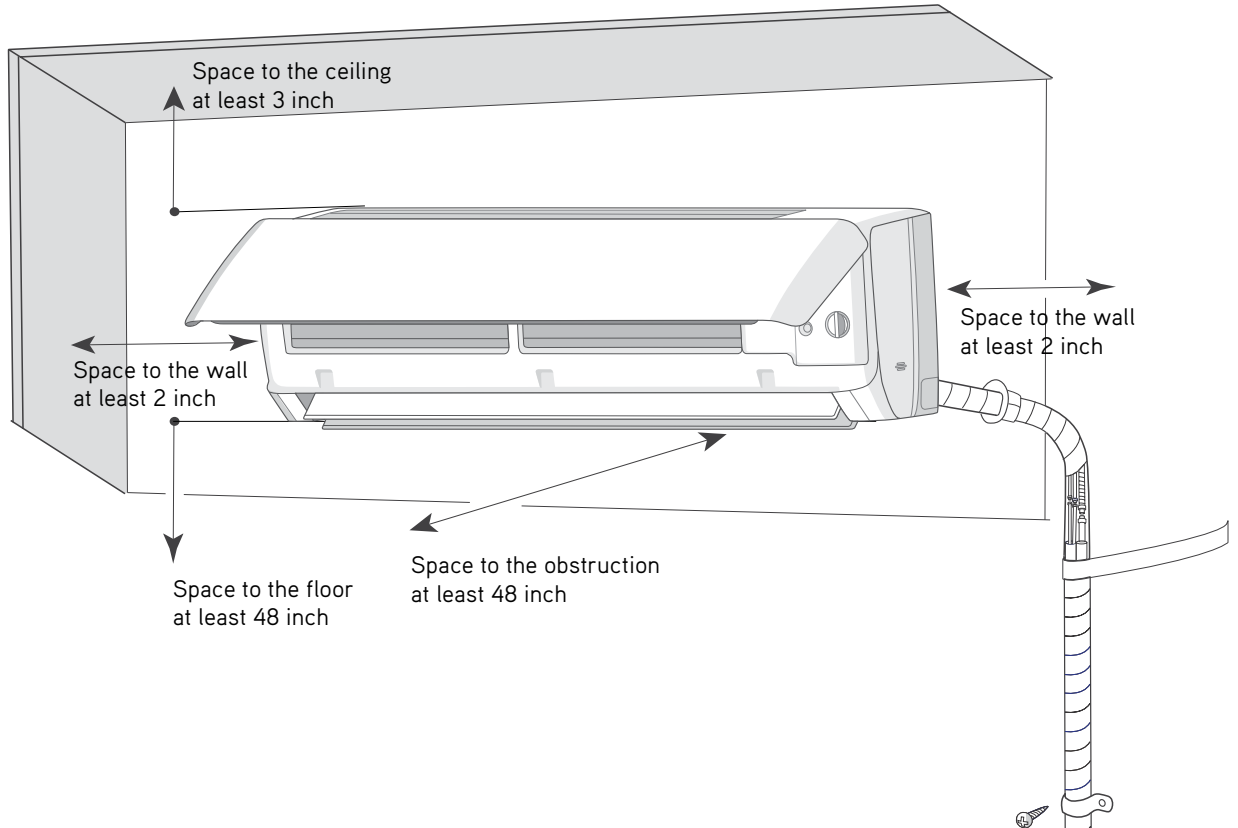
Unit: inch

LIV09HP115V1R32AO



CLEARANCES

INDOOR UNIT Minimum clearance



OUTDOOR UNIT Minimum clearance

NOTE:
If bottom of the unit is free of airflow obstructions similar to the mounting bracket figure, the clearance to the wall on the back can be reduced to 3 inches.

This diagram shows a mounting bracket for an outdoor unit. A 3-inch clearance is indicated between the bottom of the unit and the wall when it is mounted on the bracket.



Specifications are subject to change without notice. Manufacturer reserves the right to discontinue or modify specifications or designs without notice or without incurring obligations. All Rights reserved.